


**SATO & ASSOCIATES, INC.**  
CONSULTING ENGINEERS CIVIL & STRUCTURAL  
HONOLULU, OAHU, HAWAII WAILUKU, MAUI, HAWAII



SATO & ASSOCIATES, INC.  
EXP: APRIL 30, 2006

THIS WORK WAS PREPARED BY ME OR UNDER MY SUPERVISION AND CONSTRUCTION OF THIS PROJECT WILL BE UNDER MY OBSERVATION (OBSERVATION AS DEFINED IN CHAPTER 16-115-2 OF THE HAWAII ADMINISTRATIVE RULES, DEPARTMENT OF COMMERCE AND CONSUMER AFFAIRS ENTITLED PROFESSIONAL ENGINEERS, ARCHITECTS, SURVEYORS AND LANDSCAPE ARCHITECTS)



**Kihei Commercial Plaza**

**Building 3 & 4**  
Kihei, Maui, Hawaii

TITLE:  
**SITE PLAN**

BLDG DEPT. COMMENTS 8/12/05

SYM.	DESCRIPTION	DATE
DESIGN BY: D.S.	DATE:	
DRAWN BY: _____	JOB NO: 98020-A0	
CHECKED BY: RMS		
CAD FILE:	I:/users/project/98020-A0/bldg34/a-01	

**A - 1**

OF \_\_\_\_\_ SHEETS

**BUILDING 3**

FLOOR AREA:  
GRND FLR = 12,486 SF  
2ND FLR = 12,427 SF  
TOTAL 24,913 SF

50 PARKING REQUIRED  
59 PROVIDED

3 ACCESSIBLE PARKING  
2 VAN ACCESSIBLE  
1 STANDARD

2 LOADING STALL

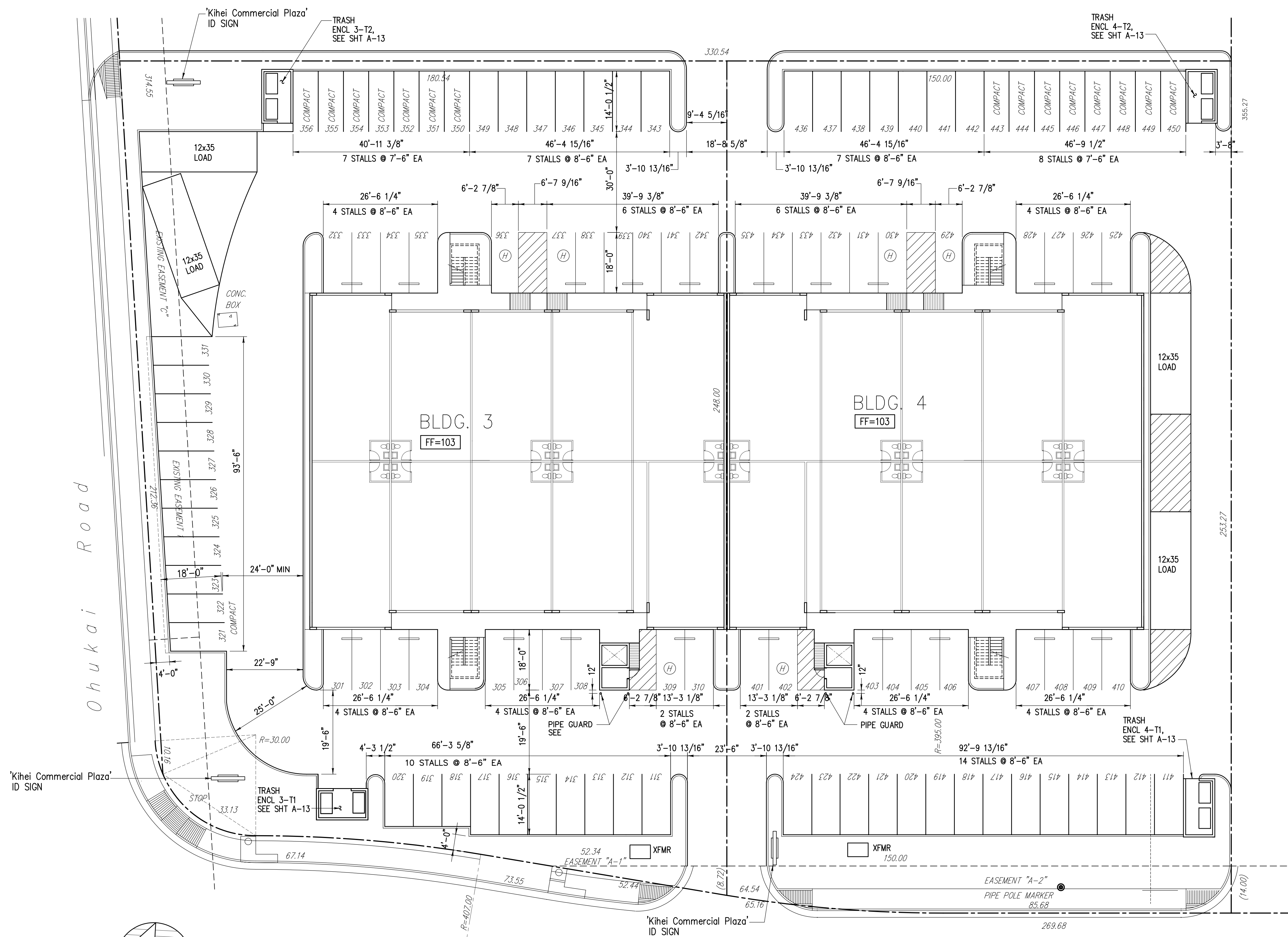
**BUILDING 4**

FLOOR AREA:  
GRND FLR = 12,486 SF  
2ND FLR = 12,427 SF  
TOTAL 24,913 SF

50 PARKING REQUIRED  
50 PROVIDED

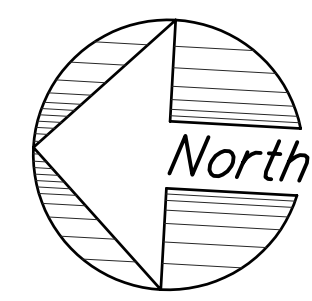
3 ACCESSIBLE PARKING  
2 VAN ACCESSIBLE  
1 STANDARD

2 LOADING STALL



**SITE PLAN BUILDING 3 & 4**  
SCALE: 1/16"=1'-0"

*Kahakulani Place*  
(Private Roadway Lot)



Date Plotted: Tue, 27 Dec 2005, 4:17pm  
File Name: S:\98020-A0\BLDG\_3&4-A-01.dwg